



Inspection Procedures Irish Draught Mares/Geldings

Duration of Inspection

1 day per site

Plan well in advance to arrive in time to check in, settle yourself and your horse(s) and complete last minute turnout prep. Overnight stabling will be available at any venue chosen for inspections. This will be at the owner's cost.

Check In

Prior to unloading check in with the Irish Draught Horse Society of Canada (IDHSC) Technical Delegate for instructions. The Technical Delegate is appointed by the Board and in absence of an IDHSC Board member, representative of the Board. Other support for the IDHSC include the Arena Party members, and Photographer.

Presentation

All mares and geldings are expected to be presented at show standard and must be sufficiently trained and fit to take part in all aspects of the selection. The mare/gelding should be in good condition, be well groomed and have well maintained hooves, however the hair on their fetlocks should not be trimmed or clipped. Preferably manes should be plaited, or at least be pulled and neat. Each mare/gelding must be presented in a correctly fitted bridle. If there is a foal present with the mare a leather head collar and canvas or leather lead should be used.

Handlers are required to dress neatly. Suitable protective footwear must be worn in order to present the animal correctly. In the case where an owner has more than one horse on the premises, sufficient handlers must be on site to cater for each animal. All handlers must be dressed appropriately.

Inspection Panel

The inspection panel will consist of two inspectors. One linear score sheet and a set of overall scores will be produced from the inspector's collective deliberations.

Inspection Process

1. Pedigree assessment
2. Veterinary Examination
3. Conformation assessment
4. In hand Gait Assessment in an indoor arena
5. Free Gait Assessment
6. Free Athleticism/Jumping Assessment in jumping pen (Optional)

1. PEDIGREE ASSESSMENT

Passport or pedigree documentation from the registrar to be provided to the Technical Delegate. Review of the pedigree for genetic diversity will be taken into consideration by the inspection panel.

2. VETERINARY EXAMINATION

On arrival to the veterinary examination the identification of the mare/gelding will be checked by comparing the horse's markings to the markings on its passport (or documents provided by the Registrar). The mare/gelding will also be scanned to confirm its microchip number. If there is no microchip one will be inserted.

At the inspection mares/geldings will undergo a veterinary examination by an IDHSC Board appointed Veterinarian.

The examination will consist of the following:

Stage 1. Preliminary examination:

This includes height & bone measurement of all horses. The Preliminary Examination involves overall visual and palpable observations of the animal presented. The heart and lungs are auscultated at rest.

Stage 2. Gait assessment & Trotting up:

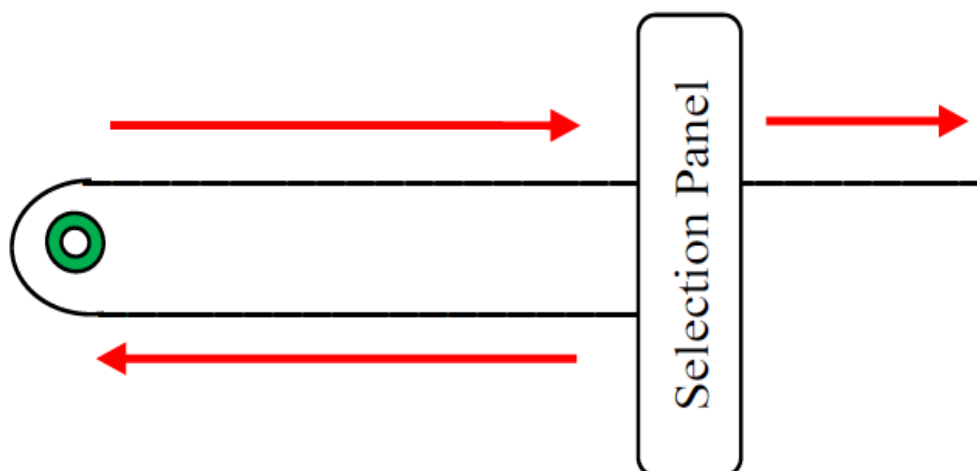
This includes co-ordination testing such as tight circling and reversing, trotting on loosened rein.

The measurements taken at the veterinary examination will be considered to be the official measurements of the mare/gelding for classification and studbook purposes.

3. CONFORMATION ASSESSMENT

Handlers must present mares/geldings to the inspectors in the indoor arena for their conformation assessment using linear profiling. Horses must be able to stand correctly and quietly in order for the inspectors to make their assessment. No boots or leg wraps of any description are permitted at this stage of selection.

The linear score sheet for Irish Draught Horse inspections contains characteristics, covering conformation, movement and athleticism traits (see attached 'Sample Linear Profiling Sheet').



4. IN HAND GAIT ASSESSMENT IN AN INDOOR ARENA

In the indoor arena mares/geldings will be required to stand for a visual selection. The animal must stand side view to the selection panel to facilitate the visual assessment.

When requested the handler will move the mare/gelding in walk and then in trot. The handler must always lead from the left side of the horse. Overuse of the whip is not permitted, the animal should be trained to show correctly.

5. FREE GAIT ASSESSMENT

Handlers are requested to safely release the mare/gelding and stand in one of the diamond shaped markers. The handler will have no further part in the handling of the mare/gelding for this phase of the inspection. A trained arena party will be on hand to direct the horse through its free gait, athleticism and jumping assessment.

Mares/geldings will be shown loose on both reins in trot and canter. Mares with foals at foot will only be assessed on loose movement if it is deemed safe to do so by the arena party and selection panel.

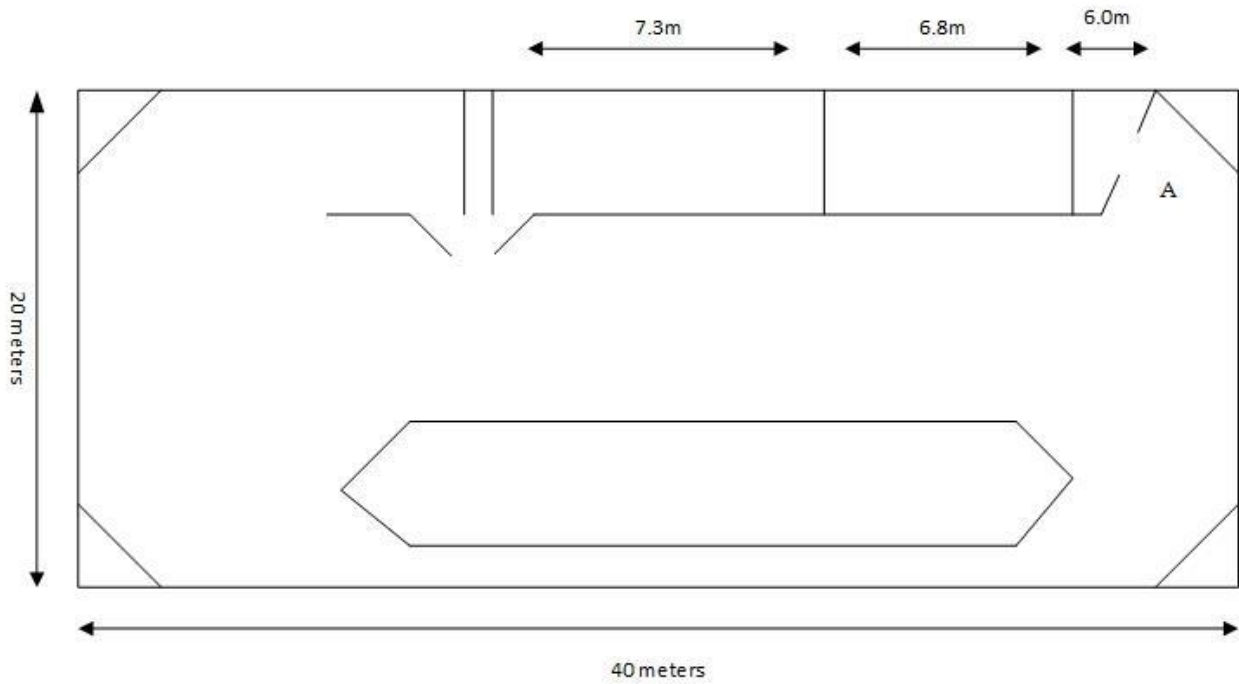
6. FREE ATHLETICISM/JUMPING ASSESSMENT IN JUMPING PEN (OPTIONAL)

The jumping lane consists of three fences. The inspection panel may use their discretion as to the number of attempts they wish to assess each horse over the obstacles and the height of the fences, however the maximum height of the fences will be 1.00m and width of 1.05m.

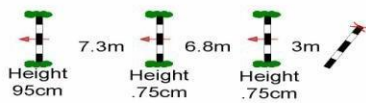
If in the opinion of the selection panel a horse is jumping in an unnatural manner, the selection panel reserves the right to award zero points for their assessment of the mare/gelding's athleticism/jumping ability.

Note: Horses are permitted to wear front tendon boots for the free gait assessment or the free athleticism/jumping assessment. If, in the opinion of the selection panel, the movement of the horse is affected in any way, the inspection panel reserve the right to request the removal of the front boots. The use of boots/bandages on the hind legs is not permitted.

Arena for Free Movement and Free Jumping



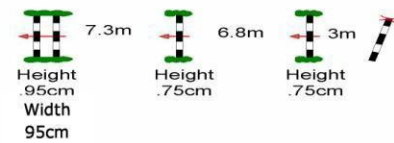
Jumping effort 1 **IRISH DRAUGHT HORSE INSPECTIONS**



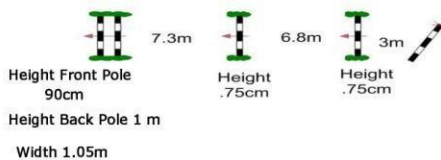
Jumping effort 2



Jumping Effort 3



Jumping Effort 4



Note: The elements of the selection may not necessarily be carried out in the same order as they are outlined above. IDHSC reserves the right to terminate any inspection for health and safety reasons.

Photographs

Photographs of horses may be taken during the inspection process by a photographer appointed by IDHSC. These photographs may be published. Video footage of the inspection may also be recorded and used by IDHSC.

Photography must not interfere in the inspection process and photographers not appointed by IDHSC requires permission of the horse owner for non-personal use.

Results of the Inspection

Final results will be posted to the mare/gelding owner once after the date of inspection, and once all required documentation is completed. Results will be made available for public access on the Irish Draught Horse Society of Canada website and may be published in publications.

IRISH DRAUGHT HORSE MARE SELECTION SHEET

OPTIONAL

INSPECTOR SIGNATURE:

1: _____

2: _____

	Conformation:	Type:	Movement:	Athleticism: Optional for "BRONZE"
			Walk: Trot: Canter:	Reflexes: Technique: Scope:
Total Score				

a b c d e f g h i

Conformation/Trait		Obvious	Average	Obvious		Comments
1. Body shape	rectangular	[a] [b] [c]	[d] [e] [f]	[g] [h] [i]	square	
2. Head: appearance, forehead, ears, eyes, jawbones & gullet	fine	[a] [b] [c]	[d] [e] [f]	[g] [h] [i]	plain	<input type="checkbox"/> roman nose <input type="checkbox"/> long
3. Head neck connection	light	[a] [b] [c]	[d] [e] [f]	[g] [h] [i]	heavy	
4. Length of neck	long	[a] [b] [c]	[d] [e] [f]	[g] [h] [i]	short	<input type="checkbox"/> Deep out of chest
5. Muscling of neck	heavy	[a] [b] [c]	[d] [e] [f]	[g] [h] [i]	poor	<input type="checkbox"/> ewe-neck
6. Position of neck	vertical	[a] [b] [c]	[d] [e] [f]	[g] [h] [i]	horizontal	
7. Height of withers	high	[a] [b] [c]	[d] [e] [f]	[g] [h] [i]	flat	
8. Position of shoulder	sloping	[a] [b] [c]	[d] [e] [f]	[g] [h] [i]	straight	<input type="checkbox"/> narrow chest
9. Barrel	deep	[a] [b] [c]	[d] [e] [f]	[g] [h] [i]	shallow	
10. Line of back	strong	[a] [b] [c]	[d] [e] [f]	[g] [h] [i]	weak	
11. Line of loins	strong	[a] [b] [c]	[d] [e] [f]	[g] [h] [i]	weak	
12. Shape of croup	sloping	[a] [b] [c]	[d] [e] [f]	[g] [h] [i]	flat	
13. Length of croup	long	[a] [b] [c]	[d] [e] [f]	[g] [h] [i]	short	
14. Forearm	strong	[a] [b] [c]	[d] [e] [f]	[g] [h] [i]	weak	<input type="checkbox"/> tied in elbow
15. Cannon bone length	short	[a] [b] [c]	[d] [e] [f]	[g] [h] [i]	long	
16. Substance of legs	heavy	[a] [b] [c]	[d] [e] [f]	[g] [h] [i]	light	<input type="checkbox"/> tied in knee
17. Stance of forelegs	over at knee	[a] [b] [c]	[d] [e] [f]	[g] [h] [i]	back at knee	<input type="checkbox"/> standing
18. Stance of pastern	sloping	[a] [b] [c]	[d] [e] [f]	[g] [h] [i]	upright	
19. Heels	high	[a] [b] [c]	[d] [e] [f]	[g] [h] [i]	low	
20. stance of hind legs	sickle	[a] [b] [c]	[d] [e] [f]	[g] [h] [i]	straight	<input type="checkbox"/> camped out <input type="checkbox"/> abnormal hock <input type="checkbox"/> abnormal stifle

a b c d e f g h i

Conformation/Trait		Obvious	Average	Obvious		Comments
21. Knees (front view)	big	[a] [b] [c]	[d] [e] [f]	[g] [h] [i]	small	<input type="checkbox"/> abnormal
22. Stance of forelegs	toed in	[a] [b] [c]	[d] [e] [f]	[g] [h] [i]	toed out	<input type="checkbox"/> offset knees
23. Shape of feet	wide	[a] [b] [c]	[d] [e] [f]	[g] [h] [i]	narrow	<input type="checkbox"/> different
24. Quality of legs	lean	[a] [b] [c]	[d] [e] [f]	[g] [h] [i]	blurred	
25. Hindquarters and gaskins	strong	[a] [b] [c]	[d] [e] [f]	[g] [h] [i]	weak	
26. Stance of hind legs	cow-hocked	[a] [b] [c]	[d] [e] [f]	[g] [h] [i]	bow-hocked	<input type="checkbox"/> base narrow
27. Type	breed standard	[a] [b] [c]	[d] [e] [f]	[g] [h] [i]	not breed standard	<input type="checkbox"/> excessive white markings
Movement/Trait		Obvious	Average	Obvious		comments
28. Walk: length of stride	long	[a] [b] [c]	[d] [e] [f]	[g] [h] [i]	short	<input type="checkbox"/> irregular
29. Walk: correctness	toed in	[a] [b] [c]	[d] [e] [f]	[g] [h] [i]	toed out	<input type="checkbox"/> uncoordinated
30. Trot: length of stride	long	[a] [b] [c]	[d] [e] [f]	[g] [h] [i]	short	
31. Trot: correctness	correct	[a] [b] [c]	[d] [e] [f]	[g] [h] [i]	incorrect	<input type="checkbox"/> dishing (F / R) <input type="checkbox"/> plaiting (F / R)
32. Trot: elasticity	elastic	[a] [b] [c]	[d] [e] [f]	[g] [h] [i]	stiff	<input type="checkbox"/> irregular
33. Trot: impulsion	powerful	[a] [b] [c]	[d] [e] [f]	[g] [h] [i]	weak	<input type="checkbox"/> uncoordinated
34. Trot: balance	carrying	[a] [b] [c]	[d] [e] [f]	[g] [h] [i]	pushing	
35. Canter: length of stride	long	[a] [b] [c]	[d] [e] [f]	[g] [h] [i]	short	
36. Canter: impulsion	powerful	[a] [b] [c]	[d] [e] [f]	[g] [h] [i]	weak	
37. Canter: balance	carrying	[a] [b] [c]	[d] [e] [f]	[g] [h] [i]	pushing	
Athleticism/Trait		Obvious	Average	Obvious		comments
38. Reflexes:	quick	[a] [b] [c]	[d] [e] [f]	[g] [h] [i]	slow	<input type="checkbox"/> forwards
39. Technique: forelegs	bent	[a] [b] [c]	[d] [e] [f]	[g] [h] [i]	stretched	<input type="checkbox"/> under the body
40. Technique: back	rounded	[a] [b] [c]	[d] [e] [f]	[g] [h] [i]	hollow	
41. Technique: haunches	open	[a] [b] [c]	[d] [e] [f]	[g] [h] [i]	tight	
42. Scope	much	[a] [b] [c]	[d] [e] [f]	[g] [h] [i]	little	
43. Elasticity	supple	[a] [b] [c]	[d] [e] [f]	[g] [h] [i]	stiff	
44. Care	careful	[a] [b] [c]	[d] [e] [f]	[g] [h] [i]	not careful	
45. Attitude	much	[a] [b] [c]	[d] [e] [f]	[g] [h] [i]	little	